

PATIENT AUTHORIZATION

for NovoSecure™ patient support program

Patient authorization and signature

I, the patient, understand that [TMS Health], acting on behalf of Novo Nordisk Inc. (collectively, NovoSecure™), must use, share, and store my protected health information (PHI) in order to provide the services described above. I hereby authorize NovoSecure™ to contact my health care provider, pharmacy, insurance company, or other third-party payers, and for such parties to give NovoSecure™ all necessary medical records and payer information, including my medical history, clinical notes, test results, prescription drug information, and insurance information. I understand that a copy of this authorization will be provided to anyone disclosing information to NovoSecure™ so that it may be kept with my records. This authorization expires in 3 years from date of signature (unless a shorter time period is required by state law), or unless I notify both my health care provider and NovoSecure™ (at fax number [1-866-488-6576]) in writing that I withdraw my approval to share my health information. My withdrawal of approval will not affect any disclosure of PHI made prior to my withdrawal.

I understand that once my health information is released to NovoSecure™, it may no longer be protected by state and federal law but that NovoSecure™ will protect such information and use it only for the purposes stated above. I understand that NovoSecure™ may share my PHI with other parties in order to administer the program. I understand that I have a right to receive a copy of this authorization.

I understand that I do not have to sign the authorization form. If I choose not to sign it, my ability to obtain treatment and my eligibility for benefits under my health plan will not be affected. However, if I do not sign the authorization form, NovoSecure™ may not be able to provide reimbursement help or find out if I am eligible for any other NovoSecure™ services.

Print patient's name		Print legal representative's name
Signature of patient	OR	Signature of legal representative (parent or guardian) Date

If you would like to enroll in NovoSecure™ please sign below

I agree that the information I am providing may be used by Novo Nordisk, its affiliates, or vendors to keep me informed about new products, services, special offers, or other opportunities that may be of interest to me, as they become available. **THESE COMMUNICATIONS MAY CONTAIN MATERIAL MARKETING OR ADVERTISING NOVO NORDISK PRODUCTS, GOODS, OR SERVICES.** Novo Nordisk will take appropriate measures to protect my information. I can stop Novo Nordisk from sending me future communications by calling 1-877-744-2579, sending a brief note with my name and address to Novo Nordisk at 800 Scudders Mill Road, Plainsboro, NJ 08536, or by clicking on the "unsubscribe" link, which will be available in future email communications. By providing my information to Novo Nordisk and acknowledging below, I certify that I am at least eighteen (18) years of age.

Print patient's name		Print legal representative's name
Signature of patient	OR	Signature of legal representative (parent or guardian) Date



Please see Important Safety Information on page 3.
Please see accompanying Prescribing Information on pages 4 to 9.

tretten
Coagulation Factor XIII
A Subunit (Recombinant)

Indications and Usage

What is Tretten® (Coagulation Factor XIII A-Subunit [Recombinant])?

- Tretten® is an injectable medicine used to prevent bleeding in adults and children who have congenital Factor XIII (FXIII) A-subunit deficiency.
- Tretten® is not for use in patients with congenital Factor XIII B-subunit deficiency.

Important Safety Information

Who should not use Tretten®?

- You should not use Tretten® if you have ever had allergic (hypersensitivity) reactions, including severe, whole body reaction (anaphylaxis) to Tretten® or any of the ingredients.

What should I tell my healthcare provider before Tretten® is given?

- Tell your healthcare provider about all of your medical conditions, including if you are pregnant, think you may be pregnant or planning to become pregnant, are breast feeding, or have a history of blood clots.
- Tell your healthcare provider and pharmacist about all of the medicines you take, including all prescription and non-prescription medicines such as over-the-counter medicines, supplements, or herbal remedies.

What are the possible side effects of Tretten®?

- Call your healthcare provider or go to the emergency department right away if you have any of the following symptoms after using Tretten®:
 - Signs of allergic reaction including shortness of breath, rash, itching (pruritus), redness of the skin (erythema), or fainting/dizziness.
 - Signs of a blood clot including pain, swelling, warmth, redness, or a lump in your legs or arms, chest pain, or sudden severe headache and/or loss of consciousness or function.
 - Unexpected bleeding.
- Other possible side effects may include pain in your arms or legs, headache, and pain at the injection site.
- These are not all the possible side effects of Tretten®. Tell your healthcare provider about any side effect that bothers you or that does not go away.

Please see accompanying Prescribing Information on pages 4 to 9.

Tretten® is a prescription medication.

You are encouraged to report negative side effects of prescription drugs to the FDA. Visit www.fda.gov/medwatch, or call 1-800-FDA-1088.



tretten®

Coagulation Factor XIII A-Subunit (Recombinant)

HIGHLIGHTS OF PRESCRIBING INFORMATION

These highlights do not include all the information needed to use TRETEN® safely and effectively. See full prescribing information for TRETEN®.

TRETEN®, Coagulation Factor XIII A-Subunit (Recombinant) For Intravenous Use. Lyophilized Powder for Solution for Injection
Initial U.S. Approval: 2013

INDICATIONS AND USAGE

TRETEN®, Coagulation Factor XIII A-Subunit (Recombinant), is indicated for routine prophylaxis of bleeding in patients with congenital factor XIII A-subunit deficiency. (1)

TRETEN® is not for use in patients with congenital factor XIII B-subunit deficiency. (1)

DOSAGE AND ADMINISTRATION

For intravenous use only.

Dose:

- 35 international units per kilogram body weight once monthly to achieve a target trough level of FXIII activity at or above 10% using a validated assay. (2.1)
- Consider dose adjustment if adequate coverage is not achieved with a 35 IU/kg dose. (2.1)
- Once reconstituted, TRETEN® may be diluted with 0.9% sodium chloride to facilitate measurement of small volumes. (2.2)

Rate: Do not exceed 1-2 mL per minute. (2.3)

DOSAGE FORMS AND STRENGTHS

- Lyophilized powder in single-use vial containing 2000 - 3125 IU of recombinant coagulation factor XIII A-subunit.
- After reconstitution with 3.2 mL of sterile water for injection, each vial contains 667-1042 IU/mL of recombinant coagulation factor XIII A-subunit.

CONTRAINDICATIONS

Hypersensitivity to the active substance or to any of the excipients. (4)

WARNINGS AND PRECAUTIONS

- Discontinue if allergic or hypersensitivity reactions occur. (5.1)
- Monitor patients for thrombosis. (5.2)
- Analyze for neutralizing antibodies if FXIII activity fails to reach expected levels or if reduced therapeutic effect is observed. (5.3)

ADVERSE REACTIONS

The most common adverse reactions reported in the clinical trials ($\geq 1\%$) were headache, pain in the extremities, injection site pain, D dimer increase. (6)

To report SUSPECTED ADVERSE REACTIONS, contact Novo Nordisk Inc. at 1-844-873-8836 or FDA at 1-800-FDA-1088 or www.fda.gov/medwatch

DRUG INTERACTIONS

Do not administer TRETEN® with recombinant factor VIIa. (7)

See 17 for PATIENT COUNSELING INFORMATION and FDA-approved patient labeling.

Revised: 11/2016

FULL PRESCRIBING INFORMATION: CONTENTS*

1 INDICATIONS AND USAGE

2 DOSAGE AND ADMINISTRATION

- 2.1 Dose
- 2.2 Reconstitution
- 2.3 Administration

3 DOSAGE FORMS AND STRENGTHS

4 CONTRAINDICATIONS

5 WARNINGS AND PRECAUTIONS

- 5.1 Hypersensitivity Reactions
- 5.2 Thromboembolic Risk
- 5.3 Inhibitors

6 ADVERSE REACTIONS

- 6.1 Clinical Trials Experience

7 DRUG INTERACTIONS

8 USE IN SPECIFIC POPULATIONS

- 8.1 Pregnancy
- 8.2 Lactation
- 8.4 Pediatric Use
- 8.5 Geriatric Use

10 OVERDOSAGE

11 DESCRIPTION

12 CLINICAL PHARMACOLOGY

- 12.1 Mechanism of Action
- 12.2 Pharmacodynamics
- 12.3 Pharmacokinetics

13 NONCLINICAL TOXICOLOGY

- 13.1 Carcinogenesis, Mutagenesis, Impairment of Fertility
- 13.2 Animal Toxicology and/or Pharmacology

14 CLINICAL STUDIES

15 REFERENCES

16 HOW SUPPLIED/STORAGE AND HANDLING

17 PATIENT COUNSELING INFORMATION

*Sections or subsections omitted from the full prescribing information are not listed.

FULL PRESCRIBING INFORMATION**1 INDICATIONS AND USAGE**

TRETEN[®], Coagulation Factor XIII A-Subunit (Recombinant), is indicated for routine prophylaxis for bleeding in patients with congenital factor XIII A-subunit deficiency.

TRETEN[®] is not for use in patients with congenital factor XIII B-subunit deficiency

2 DOSAGE AND ADMINISTRATION**For intravenous use only.****2.1 Dose**

- Treatment should be initiated under the supervision of a physician experienced in the treatment of rare bleeding disorders.
- The dose for routine prophylaxis for bleeding in patients with congenital factor XIII (FXIII) A-subunit deficiency is 35 international units (IU) per kilogram body weight once monthly to achieve a target trough level of FXIII activity at or above 10% using a validated assay.
- Consider dose adjustment if adequate coverage is not achieved with the recommended 35 IU/kg dose.

A pharmacokinetic study was conducted in the FXIII congenitally deficient population evaluating five dose cohorts (2, 7, 24, 60 and 89 IU/kg) with blood sampling at 0.5, 1, 4, 8, 24, 48, 72 hours, and 7, 14, and 28 days. Samples were tested for FXIII activity by a chromogenic assay and for FXIII A₂B₂ tetramer levels by an ELISA, as well as for other analytes. It was found that FXIII tetramer levels were proportional to the observed FXIII activity up to the point of replacement of 100% of normal FXIII activity, but there was no increase in FXIII tetramer levels at higher levels of FXIII activity. A dose of 35 IU/kg is sufficient to replace 100% of FXIII activity in this population, and higher doses may not increase the levels of tetrameric Factor XIII.

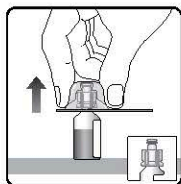
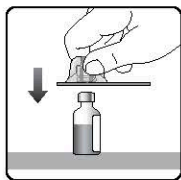
2.2 Reconstitution

Reconstitute only with sterile water for injection (provided with TRETEN[®]). The product can be reconstituted using the vial adapter included or a needle.

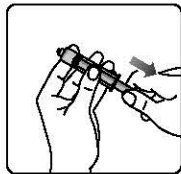
Water vial Powder vial**Vial adapter**

Reconstitute using the following procedures:

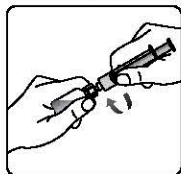
1. Use aseptic technique.
2. Wash hands before starting.
3. Bring TRETEN[®] (white lyophilized powder) and sterile water for injection (diluent) to room temperature, but not above 25°C (77°F).
4. Remove the plastic caps from the two vials.
5. Clean the rubber stoppers on the vials with sterile alcohol swabs and allow them to dry before use.
6. Remove the protective paper from the vial adapter, but do not unscrew the protective cap. Attach the vial adapter to the diluent vial, without taking the vial adapter out of the protective cap. Once attached, remove the protective cap from the vial adapter by lightly squeezing the protective cap with your thumb and index finger as shown on the figure below.



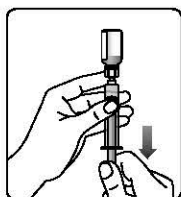
7. Draw back the plunger of the sterile syringe and admit a volume of 3.2 mL air into the syringe.



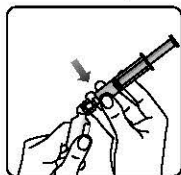
8. Screw the syringe onto the vial adapter on the diluent vial.



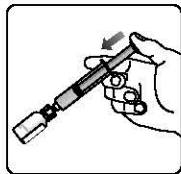
9. Inject the air from the syringe into the diluent vial until resistance is felt. Then hold the syringe with the diluent vial upside down and withdraw 3.2 mL water into the syringe.



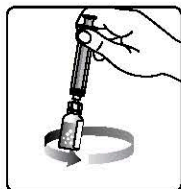
10. Remove the empty diluent vial by tipping the syringe with the attached vial adapter.



11. Attach the syringe with the vial adapter to the powder vial. Hold the syringe slightly tilted with vial facing downwards. Push the plunger slowly to inject all water (3.2 mL) into the powder vial. **Do not inject the diluent directly on the TRETEN[®] powder to avoid foaming.**



12. Gently swirl the vial until all material is dissolved. **Do not shake the vial.** The reconstituted TRETEN[®] is a clear and colorless solution. Use the reconstituted TRETEN[®] immediately. If not, store the solution refrigerated or at room temperature not to exceed 25°C (77°F) for up to three hours. Discard after three hours.

**NOTE:**

- For larger dose that requires multiple vials of TRETEN[®],

reconstitute each additional vial using the same procedure with a separate syringe.

- For smaller dose that requires less than the full volume in the vial, reconstituted TRETEN[®] may be diluted with 0.9% sodium chloride to facilitate measurement of small volumes. Discard remaining product.
- For home administration, any such changes should be communicated by the pharmacist or healthcare provider to the patient or family.

2.3 Administration

- Inspect the reconstituted TRETEN[®] visually for particulate matter and discoloration prior to administration. Do not use if particulate matter or discoloration is observed.
- Administer at a rate not exceeding 1-2 mL per minute.
- Do not administer with other infusion solutions.
- Do not administer as drip.

3 DOSAGE FORMS AND STRENGTHS

TRETEN[®], Coagulation Factor XIII A-Subunit (Recombinant), is available as a white lyophilized powder in single-use vial containing nominally 2500 IU per vial (2000 – 3125 IU) of recombinant coagulation factor XIII A-subunit. The actual amount of TRETEN[®] in IU is stated on each carton and vial.

After reconstitution with the provided Sterile Water for Injection, each vial contains 667-1042 IU/mL recombinant coagulation factor XIII A-subunit.

4 CONTRAINDICATIONS

TRETEN[®] is contraindicated in patients who have known hypersensitivity to the active substance or to any of the excipients [See Description (11)].

5 WARNINGS AND PRECAUTIONS**5.1 Hypersensitivity Reactions**

TRETEN[®] may cause allergic reactions. If signs or symptoms of anaphylaxis or hypersensitivity reactions (including urticaria, rash, tightness of the chest, wheezing, hypotension) occur, discontinue immediately and institute appropriate treatment.

5.2 Thromboembolic Risk

Thromboembolic complications may occur. Monitor patients with conditions that predispose to thrombosis for signs and symptoms of thrombosis after administration of TRETEN[®].

5.3 Inhibitors

Inhibitory antibodies may occur with TRETEN[®]. Patients with inhibitory antibodies may manifest as an inadequate response to treatment. If expected plasma FXIII activity levels are not attained, or if breakthrough bleeding occurs while receiving prophylaxis, perform an assay that measures FXIII inhibitory antibody concentrations.

6 ADVERSE REACTIONS

The most common adverse reactions reported in clinical trials ($\geq 1\%$), were headache, pain in the extremities, injection site pain, and increase in fibrin D dimer levels.

6.1 Clinical Trials Experience

Because clinical trials are conducted under widely varying conditions, adverse reaction rates observed in the clinical trials of a drug cannot be directly compared to rates in the clinical trials of another drug and may not reflect the rates observed in practice.

During clinical development, TRETEN[®] was administered to 77 subjects with congenital factor XIII A-subunit deficiency (3:2, male:female ratio) for a total of 1990 doses. Fifty subjects (65%) were between the ages of 18 and 77 years (received 1338 doses), 21 subjects (27%) were between the ages of 6 and less than 18 years old (received 560 doses), and 6 subjects (8%) were less than 6 years old (received 92 doses). Subjects were exposed for up to 4.5 years.

Of the 77 subjects, 68 received 1979 monthly doses of 35 IU/kg of TRETEN[®] for routine prophylaxis of bleeding. Eleven single doses of TRETEN[®] have been administered to nine subjects for pharmacokinetic investigations.

The adverse drug reactions reported included headache, pain in the extremities, pain at the injection site, and increase in fibrin D dimer levels (without evidence of thromboembolic events).

Immunogenicity

The detection of antibody formation is highly dependent on the sensitivity and specificity of the assay. Additionally, the observed incidence of antibody (including neutralizing antibody) positivity in an assay may be influenced by several factors including assay methodology, sample handling, timing of sample collection, concomitant medications, and underlying disease. For these reasons,

comparison of the incidence of antibodies to TRETTE[®] with the incidence of antibodies to other products may be misleading.

Transient non-neutralizing antibodies were seen in one out of 50 healthy subjects after one dose, four out of 77 trial subjects (age < 18 years) with congenital factor XIII A-subunit deficiency after one or two doses (3 discontinued from the trial), and in one subject (age < 18 years) in a post marketing safety study after 3.5 years of treatment. In two subjects, the non-neutralizing antibodies disappeared after continued treatment with TRETTE[®]. In all cases, the non-neutralizing antibodies were found to be of no clinical significance. No subjects developed neutralizing antibodies (inhibitors) against TRETTE[®] during clinical trials.

7 DRUG INTERACTIONS

Thrombosis may occur if TRETTE[®] is administered concomitantly with factor VIIa [See *Nonclinical Pharmacology* (13.2)].

8 USE IN SPECIFIC POPULATIONS

8.1 Pregnancy

Risk Summary

There are no adequate and well-controlled studies using TRETTE[®] in pregnant women to determine whether there is a drug-associated risk. Animal reproduction studies have not been conducted with TRETTE[®].

In the U.S. general population, the estimated background risk of major birth defects and miscarriage in clinically recognized pregnancies is 2-4% and 15-20%, respectively.

Miscarriage is a known complication of congenital FXIII deficiency. Pooling data from 39 publications, the miscarriage rate was 66% in 63 patients with 192 pregnancies (70% in 179 pregnancies in FXIII A-subunit deficiency women). Miscarriage rate was 91% in the 136 pregnancies without routine prophylaxis with FXIII concentrates and 11% in the 45 pregnancies treated with routine FXIII prophylaxis².

8.2 Lactation

Risk Summary

There is no information regarding the presence of TRETTE[®] in human milk, the effect on the breastfed infant, and the effects on milk production. The developmental and health benefits of breastfeeding should be considered along with the mother's clinical need for TRETTE[®] and any potential adverse effects on the breastfed infant from TRETTE[®] or from the underlying maternal condition.

8.4 Pediatric Use

Pediatric subjects in the phase 3 study and the extension study included 6 children in the age range 0-5, 12 children in the age range 6-12, and 9 adolescents in the age range 13-17 who were treated with TRETTE[®] for a total of 652 exposures. Adverse reactions were more frequently reported in subjects aged from 6 to less than 18 years old than in adults; a greater number of possible/probably trial drug related events were reported in the subjects below 18 years of age (6 subjects with 11 events in 27 enrolled subjects) than in those above 18 years (3 subjects with 3 events in 41 enrolled subjects). Three subjects under 18 years experienced non-neutralizing antibodies and were withdrawn from the study. A fourth pediatric subject who had a non-neutralizing antibody remained in the trial. No dose adjustment is required for pediatric age group.

8.5 Geriatric Use

The safety and efficacy of TRETTE[®] in the geriatric population have not been established due to an insufficient number of patients.

10 OVERDOSAGE

One subject accidentally received a dose 2.3 times the recommended dose. No clinical signs and symptoms were observed.

11 DESCRIPTION

TRETTE[®], Coagulation Factor XIII A-Subunit (Recombinant), is a recombinant human factor XIII-A₂ homodimer composed of two factor XIII (FXIII) A-subunits. The FXIII A-subunit is a 731 amino acid chain with an acetylated N-terminal serine. When FXIII is activated by thrombin, a 37 amino acid peptide is cleaved from the N-terminus of the A-subunit.

TRETTE[®] is manufactured as an intracellular, soluble protein in yeast (*Saccharomyces cerevisiae*) production strain containing the episomal expression vector, pD16. It is subsequently isolated by homogenization of cells and purification by several chromatography steps, including hydrophobic interaction and ion exchange chromatography. No human or animal derived products are used in the manufacturing process.

TRETTE[®] is supplied as a sterile, white lyophilized powder in a single use vial. Table 1 and Table 2 list the vial content of reconstituted TRETTE[®] and the diluent, respectively.

Table 1: Content of Reconstituted TRETTE[®]

Content	Per Vial*	Function
Coagulation Factor XIII A-Subunit (Recombinant)	2000 – 3125 IU	Active substance
Sodium Chloride	8.70 mg	Stabilizer
Sucrose	174.0 mg	Stabilizer
Polysorbate 20	0.30 mg	Surfactant
L-Histidine	9.30 mg	Buffer

* Values are given per 3 mL reconstituted TRETTE[®].

Table 2: Content of Diluent for Reconstitution of TRETTE[®]

Content	Per Vial	Function
Sterile Water for Injection	3.2 mL	Diluent

After reconstitution with 3.2 mL sterile water for injection, each vial contains 667-1042 IU/mL of recombinant coagulation factor XIII A-subunit. The reconstituted solution has a pH of approximately 8.0. The formulation contains no preservative and must only be administered intravenously.

12 CLINICAL PHARMACOLOGY

12.1 Mechanism of Action

FXIII is the terminal enzyme in the blood coagulation cascade. When activated by thrombin at the site of vessel wall injury, FXIII plays an important role in the maintenance of hemostasis through cross-linking of fibrin and other proteins in the fibrin clot.

In plasma, FXIII circulates as a heterotetramer [A₂B₂] composed of two FXIII A-subunits and two FXIII B-subunits held together by strong non-covalent interactions. The FXIII A is the catalytic subunit and FXIII B-subunit acts as carrier molecule for the FXIII A-subunit in circulation, and is present in excess in plasma. When FXIII A-subunit is bound to FXIII B-subunit [A₂B₂] the half-life of the FXIII A-subunit [A₂] is prolonged. FXIII is a pro-enzyme (protransglutaminase), which is activated by thrombin in the presence of Ca²⁺. The enzymatic activity resides with the FXIII A-subunit. Upon activation, the FXIII A-subunit dissociates from the FXIII B-subunit and thereby exposes the active site of the FXIII A-subunit. The active transglutaminase cross-links fibrin and other proteins resulting in increased mechanical strength and resistance to fibrinolysis of the fibrin clot and contributes to enhance platelet and clot adhesion to injured tissue.

Coagulation Factor XIII A-Subunit (Recombinant) is a protransglutaminase (rFXIII [rA₂] homodimer) and binds to free human FXIII B-subunit resulting in a heterotetramer [rA₂B₂] with a similar half-life to [A₂B₂]. rFXIII has been shown to be activated by thrombin in the presence of Ca²⁺. Activated rFXIII has been shown in dose-dependent manner to increase mechanical strength of fibrin clots, retard fibrinolysis, and rFXIII has been shown to enhance platelet adhesion to the site of injury. After combining with available plasma B-subunits, Coagulation Factor XIII A-subunit (Recombinant) has been shown to have the same pharmacodynamic properties in plasma as endogenous FXIII.

12.2 Pharmacodynamics

A qualitative assay of clot solubility is widely used as an indicator of FXIII deficiency; when performed correctly the test is positive only when the FXIII activity in the sample is close to zero. The results of standard coagulation tests are normal as it is the quality of the clot that is affected. In addition, at present there are no markers that can quantitatively assess the *in vivo* pharmacodynamics of FXIII.

12.3 Pharmacokinetics

Steady State in Subjects with Congenital Factor XIII Deficiency

In 23 subjects with congenital FXIII A-subunit deficiency on prophylaxis, the pharmacokinetics of rFXIII were evaluated over a dosing interval of 28 days during steady state.

The pharmacokinetic parameters based on steady state baseline adjusted FXIII activity (Berichrom assay) values are shown in Table 3.

Table 3: Pharmacokinetic parameters based on steady state baseline adjusted FXIII activity

Parameters	Mean (SD)
C _{ss, max} (IU/mL)	0.71 (0.17)
C _{ss, min} (IU/mL)	0.05 (0.05)
AUC _(0-inf) (IU*h/mL)	128.3 (40.5)
Clearance (mL/h/kg)	0.33 (0.11)
Half-life (days)	5.1 (2.6)
V _{ss} (mL/kg)	65.9 (26.9)
MRT (days)	7.9 (3.4)

At steady state, the pharmacokinetics of rFXIII are comparable with the single dose pharmacokinetics of rFXIII.

Pediatric (Ages 1 to < 6 Years Old)

In a pharmacokinetic trial six children with congenital FXIII A-subunit deficiency on prophylaxis treatment were administered a single intravenous dose of 35 IU/kg. The pharmacokinetic parameters based on baseline adjusted FXIII activity (Berichrom assay) values are shown in Table 4. No dose adjustment is needed for pediatric patients as there is no influence of age on the pharmacokinetics of TRETTE[®].

Table 4: The pharmacokinetic parameters based on baseline adjusted FXIII activity

Parameters	Mean (SD)
C _{max} (IU/mL)	0.48 (0.14)
AUC _(0-inf) (IU*h/mL)	107.8 (32.2)
Clearance (mL/h/kg)	0.41 (0.20)
Half-life (days)	7.1 (1.9)
V _{ss} (mL/kg)	61.2 (41.0)
MRT (days)	7.5 (4.8)

13 NONCLINICAL TOXICOLOGY

13.1 Carcinogenesis, Mutagenesis, Impairment of Fertility

Long-term studies in animals to evaluate the carcinogenic potential of TRETTE[®], or studies to determine the effects of TRETTE[®] on genotoxicity or fertility have not been performed. An assessment of the carcinogenic potential of TRETTE[®] was completed and suggests minimal carcinogenic risk from product use.

13.2 Animal Toxicology and/or Pharmacology

Exaggerated pharmacologic effects, including general thrombosis, ischemic necrosis and mortality were observed in nonclinical studies with TRETTE[®] and non-proteolytically activated recombinant FXIII at a dose of 1670 IU/kg, i.e., 48 times the recommended human dose of 35 IU/kg.

In a monkey cardiovascular safety pharmacology model evaluating the combination of excessive doses of TRETTE[®] (585 IU/kg, 17 times the expected human dose) in combination with rFVIIa (1000 mcg/kg, 11 times the expected human dose), one of the twelve monkeys died 4 hours after treatment due to thrombosis. Procoagulant risk factors, including 6 indwelling catheters per monkey and the induction of anesthesia, may have complicated the study results. It is unclear whether the mortality was related to the overdose of one or both products, or a specific interaction between them. Nonclinical and clinical studies with the combination of TRETTE[®] and rFVIIa at recommended human doses have not been performed.

14 CLINICAL STUDIES

To establish the efficacy of TRETTE[®] for the prevention of bleeding in patients with congenital FXIII A-subunit deficiency, a multi-center, open-label, non-controlled trial was conducted for 52 weeks in forty-one (41) subjects ≥ 6 years. All subjects received monthly doses of TRETTE[®] at 35 IU/kg. Bleeding episodes that required treatment with a FXIII-containing product were observed to evaluate the efficacy of monthly replacement therapy with TRETTE[®] on prevention of bleeding episodes.

Subjects with congenital FXIII A-subunit deficiency confirmed by genotyping were included. Subjects who before entering the trial had received regular replacement therapy were to have initiated regular replacement therapy at least 6 months prior to screening and were to have a documented history of at least one treatment-requiring bleeding episode before initiation of regular replacement therapy or a documented family history of FXIII congenital deficiency. Subjects who before entering the trial had only received on-demand treatment were to have a documented history of at least two treatment-requiring bleeding episodes within 12 months of the screening visit. Severe

bleeders as defined by a documented history of ≥ 2 treatment requiring bleedings per year during regular FXIII replacement therapy were excluded.

During the prophylaxis treatment period with TRETEN[®] (434 subject months), five bleeding episodes treated with FXIII-containing products were observed in four subjects. All five were associated with trauma. When calculated for all 41 subjects, this translated into a mean annual rate of bleeding episodes that required treatment of 0.14 [95% CI: 0.058 - 0.332] per subject year, which was statistically significantly lower than the historic bleeding rate of 1.68 per subject year for on-demand treatment. The age-adjusted rate of bleeding episodes that required treatment during the TRETEN[®] treatment period was 0.05 [95% CI: 0.0094 - 0.2501] per subject year with a model-based estimate corresponding to the mean age of 26.4 years. The mean annual bleeding rate in subjects below 18 years of age was higher compared to that in adults (0.362 versus 0.040 bleeds/subject/year). Table 5 below lists the estimated bleeding rates by age.

Table 5: Estimated Bleeding Rates by Age

Group	N	Estimated Bleeding Rate (bleeds/subject/year)	95% CI	Historical Control Group Estimated Bleeding Rate (bleeds/subject/year)
All	41	0.138	[0.058; 0.332]	1.68
< 18 years	15	0.362	[0.136; 0.963]	2.00
≥ 18 years	26	0.040	[0.006; 0.283]	1.59

Thirty-four (34) of the 41 subjects and an additional 21 new subjects were enrolled in an ongoing second trial. During a total treatment period of 107.5 subject years (mean of 1.95 years per subject), 5 subjects experienced 6 bleeds that required treatment with a FXIII-containing product. The mean annual rate of bleeding episodes that required treatment was determined to be 0.056 per subject year. The age-adjusted rate of bleeding episodes that required treatment during the TRETEN[®] treatment period was 0.022 per subject year [95% CI: 0.0045; 0.1023] with a model-based estimate corresponding to a mean age of 29.5 years. The annual mean bleeding rate in subjects below age 18 was higher compared to that in adults (0.127 versus 0.026 bleeds/subject/year) with some overlap of the respective 95% confidence intervals. Table 6 lists the estimated bleeding rates by age.

Table 6: Estimated Bleeding Rates by Age

Group	N	Estimated Bleeding Rate (bleeds/subject/year)	95% CI
All	55	0.056	[0.025; 0.124]
< 18 years	16	0.127	[0.048; 0.339]
≥ 18 years	39	0.026	[0.007; 0.105]

15 REFERENCES

- Inbal, A., et. al.: Recombinant factor XIII: a safe and novel treatment for congenital factor XIII deficiency, *Blood*. 2012;119(22): 5111-5117
- Sharief, LAT., Kadir RA.: Congenital factor XIII deficiency in women: a systemic review of literature, *Hemophilia*. 2013; 19: e349-e357

16 HOW SUPPLIED/STORAGE AND HANDLING

How Supplied

TRETEN[®], Coagulation Factor XIII A-Subunit (Recombinant), is supplied as a white, lyophilized powder in single-use vial along with the diluent (Sterile Water for Injection) vial.

The actual amount of TRETEN[®] in international units (IU) is stated on each carton and vial. TRETEN[®] and the sterile water vials provided in the package are not made with natural rubber latex.

Presentation	Carton NDC Number	Components NDC Number
2000 - 3125 IU	0169-7013-01	<ul style="list-style-type: none"> TRETEN[®] Single-use Vial [NDC 0169-7113-11] Sterile Water for Injection Vial [NDC 0169-7000-93]

Storage and Handling

- Store refrigerated at 2°C – 8°C (36°F – 46°F) prior to reconstitution. TRETEN[®] is stable until the expiration date on the carton and vial label. Do not freeze. Store protected from light.
- Use reconstituted TRETEN[®] within 3 hours.

- If the reconstituted product is not used immediately, store the solution refrigerated or at room temperature not to exceed 25°C (77°F) for up to 3 hours following reconstitution.

17 PATIENT COUNSELING INFORMATION

- Advise patients to read the FDA-approved patient labeling (Patient Information and Instructions for Use).
- Discuss the signs and symptoms of allergic hypersensitivity reactions, such as urticaria, rash, tightness of the chest, wheezing, hypotension and/or anaphylaxis experienced during or after injection of TRETEN[®] [see *Warnings and Precautions (5.1)*].
- Discuss signs and symptoms of thrombosis, such as limb or abdomen swelling and/or pain, chest pain, shortness of breath, loss of sensation or motor power, altered consciousness, vision, or speech [see *Warnings and Precautions (5.2)*].
- Inform patients that breakthrough bleeding may be the sign and symptom of inhibitor formation [see *Warnings and Precautions (5.3)*].

License Number: 1261

Patent information: <http://novonordisk-us.com/patients/products/product-patents.html>

Novo Nordisk[®] is a registered trademark of Novo Nordisk A/S
TRETEN[®] is a registered trademark of Novo Nordisk Health Care AG

For Information contact:
Novo Nordisk Inc.
800 Scudders Mill Road
Plainsboro, NJ 08536

Manufactured by:
Novo Nordisk A/S
DK-2880 Bagsvaerd, Denmark
© 2013-2016 Novo Nordisk
USA16HDM04980 12/16



Patient Information**TRETTE[®]
Coagulation Factor XIII A-Subunit (Recombinant)**

This leaflet summarizes important information about TRETTE[®]. Please read it carefully before using TRETTE[®] and each time you get a refill because there may be new information provided. This information does not take the place of talking with your healthcare provider, and it does not include all of the important information about TRETTE[®]. If you have any questions after reading this, ask your healthcare provider.

What is TRETTE[®]?

TRETTE[®] is an injectable medicine used to prevent bleeding in adults and children who have congenital factor XIII (FXIII) A-subunit deficiency. TRETTE[®] is man-made and does not contain animal or human materials.

Who should not use TRETTE[®]?

You should not use TRETTE[®] if you have ever had allergic (hypersensitivity) reactions, including severe, whole body reaction (anaphylaxis) to TRETTE[®] or any of the ingredients.

What should I tell my healthcare provider before TRETTE[®] is given?

Tell your healthcare provider about all of your medical conditions, including:

- If you are pregnant, think you may be pregnant or planning to become pregnant. It is not known if TRETTE[®] can harm you or your unborn baby.
- Labor and Delivery: It is not known if TRETTE[®] is safe and effective during labor and delivery.
- Breast feeding: It is not known if TRETTE[®] passes into your breast milk.
- If you have a history of blood clots.

Tell your healthcare provider about all of the medicines you take, including all prescription and non-prescription medicines such as over-the-counter medicines, supplements, or herbal remedies.

How is TRETTE[®] given?

TRETTE[®] is given as an injection into your vein (intravenous injection). These injections are given once a month.

Your dose will depend on your body weight. Use the dose that your healthcare provider has prescribed for you based on your weight.

Before injecting TRETTE[®], it must be dissolved (reconstituted) using the sterile water that is provided in the package. Throw away any TRETTE[®] left in the vial after you inject your dose because it may become unsterile.

What are the possible side effects of TRETTE[®]?

Call your healthcare provider or go to the emergency department right away if you have any of the following symptoms after using TRETTE[®]:

- Signs of allergic reaction including
 - shortness of breath
 - rash
 - itching (pruritus)
 - redness of the skin (erythema)
 - fainting/dizziness
- Signs of a blood clot including pain, swelling, warmth, redness, or a lump in your legs or arms, chest pain, or sudden severe headache and/or loss of consciousness or function
- Unexpected bleeding

Other possible side effects may include:

- pain in your arms or legs
- headache
- pain at the injection site

These are not all the possible side effects of TRETTE[®]. Tell your healthcare provider about any side effect that bothers you or that does not go away. You can also report side effects to the Food and Drug Administration (FDA) at 1-800-FDA-1088.

How should I store TRETTE[®]?

It is important to store TRETTE[®] correctly.

Before preparing TRETTE[®] for injection

Keep TRETTE[®] in a refrigerator at 36°F to 46°F (2°C to 8°C) and in the original package in order to protect it from light. Do not freeze TRETTE[®].

After preparing TRETTE[®] for injection (reconstituted)

Use TRETTE[®] immediately after it is dissolved (reconstituted) using the sterile water provided in the package.

If you cannot inject it immediately, either leave TRETTE[®] at room temperature not above 25°C (77°F) or put TRETTE[®] in the refrigerator at 36°F to 46°F (2°C to 8°C) for no more than 3 hours. After more than 3 hours, **DO NOT USE IT—THROW IT AWAY.**

TRETTE[®] does not contain a preservative. Do not store TRETTE[®] in the syringe or placed in the freezer.

What else should I know about TRETTE[®]?

Do not use TRETTE[®] for a condition for which it is not prescribed. Do not share TRETTE[®] with other people, even if they have the same symptoms that you have.

Talk to your healthcare provider if you would like more information.

TRETTE[®] ingredients include:

- Coagulation Factor XIII A-Subunit (Recombinant)
- Sodium Chloride
- Sucrose
- Polysorbate 20
- L-Histidine

TRETTE[®] and the sterile water vials provided in the package are not made with natural rubber latex.

This Patient Package Insert has been approved by the US Food and Drug Administration

Revised: 12/2013

Version: 1

Novo Nordisk[®] is a registered trademark of Novo Nordisk A/S

TRETTE[®] is a registered trademark of Novo Nordisk Health Care AG

For Information contact:

Novo Nordisk Inc.
800 Scudders Mill Road
Plainsboro, NJ 08536
www.novonordisk-us.com
1-844-TRETTE

Manufactured by:
Novo Nordisk A/S
DK-2880 Bagsvaerd, Denmark
© 2013-2016 Novo Nordisk
USA16HDM04980 12/16



Instructions for Use**TRETTE[®]
Coagulation Factor XIII A-Subunit (Recombinant)
(For intravenous use only)**

READ THESE INSTRUCTIONS CAREFULLY BEFORE USING TRETTE[®].

Do not attempt to do an infusion yourself unless you have been taught by your healthcare provider or hemophilia center.

Always follow the specific instructions given by your healthcare provider. The steps listed below are general guidelines for using TRETTE[®]. If you are unsure of this procedure, please call your healthcare provider before using.

Always wash your hands and ensure that the area around you is clean.

When you prepare and inject medication directly into the veins, it is important to use a clean and germ free (aseptic) technique. Improper technique can introduce germs that can infect the blood. Your healthcare provider will prescribe the dose that you should take.

TRETTE[®] is supplied as a powder. Before injection (administration) it must be mixed (reconstituted) with the sterile water supplied in a separate vial. The mixed TRETTE[®] must be injected into your vein (intravenous injection).

For reconstitution of the TRETTE[®] you will need a syringe and sterile alcohol swabs (not included in the package).

Do not open the package until you are ready to use it.

Do not use TRETTE[®] if it is expired. Use a new package instead. The expiration date is printed on the outer carton and on the vials.

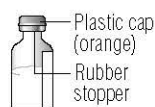

Do not use TRETTE[®] if the contents in the package appear damaged. Use a new package instead.

TRETTE[®] is for single use only.

Content

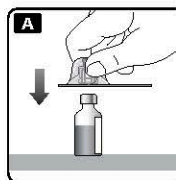
The package contains:

- Vial with TRETTE[®] powder
- Vial with sterile water (diluent)
- Vial adapter

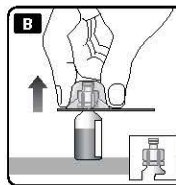
Sterile Water (diluent) vial**Powder vial****Vial adapter****Reconstitute TRETTE[®] using the following procedure**

- Take out the number of TRETTE[®] packages you need.
- Check the expiry date.
- Check the name on the package, to make sure it contains the correct product.
- Wash your hands and dry them properly using a clean towel or air dry.
- Bring TRETTE[®] (white lyophilized powder) and sterile water (diluent) to room temperature, but not above 25°C (77°F).
- Remove the plastic caps from the two vials. If the plastic cap is loose or missing, do not use the vial.
- Wipe the rubber stopper with a sterile alcohol swab and allow it to air dry for a few seconds before use to ensure that it is as germ free as possible.
- Do not touch the rubber stopper with your fingers as this can transfer germs.
- Hold the vial adapter using the protective cap. Remove the protective paper but do not take the vial adapter out of the protective cap. Do not touch the spike on the vial adapter. If the protective paper is not fully sealed or if it is broken, do not use the vial adapter.

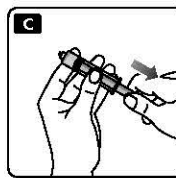
- Place the diluent vial on a flat and solid surface.



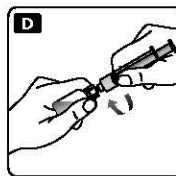
- Attach the vial adapter to the diluent vial, without taking the vial adapter out of the protective cap as shown in Figure A.



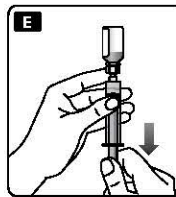
- Once attached, remove the protective cap from the vial adapter by lightly squeezing the protective cap with your thumb and index finger as shown in Figure B.



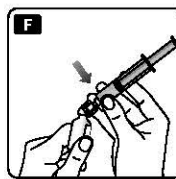
- Pull back the plunger of the sterile syringe to draw in a volume of 3.2 mL air into the syringe as shown in Figure C.



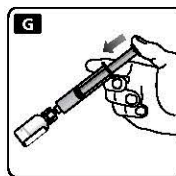
- Screw the syringe tightly on to the vial adapter on the diluent vial as shown in Figure D.



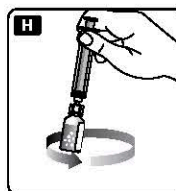
- Inject the air from the syringe into the diluent vial until resistance is felt. Then hold the syringe with the diluent vial upside down and withdraw 3.2 mL of sterile water into the syringe as shown in Figure E.



- Remove the empty diluent vial from the vial adapter by tipping the syringe and vial adapter as shown in Figure F.



- Attach the syringe with the vial adapter to the powder vial. Hold the syringe slightly tilted with the vial facing downwards.
- Push the plunger slowly to inject all sterile water (3.2 mL) into the powder vial as shown in Figure G.
- Do not inject the sterile water directly on the TRETTE[®] powder to avoid foaming.



- Gently swirl the vial until all the powder is dissolved as shown in Figure H. Do not shake the vial.
- The reconstituted TRETTE[®] should be a clear and colorless solution.

Reconstituted TRETTE[®] should be used immediately.

If not used immediately store refrigerated or at room temperature not to exceed 25°C (77°F) for up to 3 hours. Discard after 3 hours.

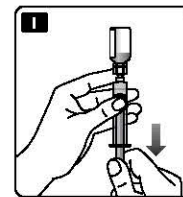
Do not freeze mixed TRETTE[®] solution or store it in syringes.

Keep mixed TRETTE[®] solution out of direct light.

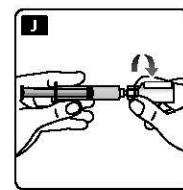
To administer a larger dose, reconstitute each additional vial as required using the same procedure with a separate syringe.

Inject the mixed solution

- Keep the plunger pushed all the way in before turning the syringe upside down.
- Pull the plunger slightly downwards to draw the mixed solution into the syringe as shown in Figure I.
- Only withdraw the amount of mixed solution that your doctor has prescribed, using the scale on the syringe.



- Unscrew the syringe from the vial adapter and vial as shown in Figure J.




TRETTE[®] is now ready to inject as instructed by your healthcare provider.

- Remember to only use the amount of TRETTE[®] prescribed by your healthcare provider.
- Do not infuse any faster than 1-2 mL per minute.

Disposal

- After injection, safely dispose of the syringe, the vial with the vial adapter, any unused TRETTE[®] and other waste materials as instructed by your healthcare provider.



For Full Prescribing Information please read the other insert included in this package.

Revised: 12/2013

Manufactured by:
Novo Nordisk A/S
2880 Bagsvaerd, Denmark

License Number: 1261

Version: 20131223-v1

© 2013-2016 Novo Nordisk
USA16HDM04980 12/16

